



IHI

Nx

N
series

702



Series



9NX-2

- 10 h.p. water cooled diesel engine
- Two speed travel
- Auxiliary hydraulics to front of unit standard
- Standard backfill blade
- Expandable undercarriage from 27.5 to 37.5 inches
- 5'2" digging depth

15NX-2

- 14 h.p. water cooled diesel engine
- Variable displacement piston pumps
- Two speed travel
- Auxiliary hydraulics standard
- Hydraulic pilots controls
- A-F pattern change valve standard
- Standard backfill blade
- Expandable undercarriage from 37.5 to 50 inches
- 7'0" digging depth

25NX-2

- 21.1 h.p. water cooled diesel engine
- Variable displacement piston pumps
- Two speed travel
- Auxiliary hydraulics standard
- Hydraulic pilot controls
- A-F pattern change valve standard
- Rubber or steel tracks
- Standard backfill blade
- 8'3" digging depth

30NX-2

- 23.9 h.p. water cooled diesel engine
- Variable displacement piston pumps
- Two speed travel
- Auxiliary hydraulics standard
- Hydraulic pilot controls
- A-F pattern change valve standard
- Rubber or steel tracks
- Standard backfill blade
- 10'6" digging depth
- Travel pressure boost system



Excellent Digging Force



The high quality and performance of IHI's "NX" series have been secured in the ZERO TAIL SWING mini excavator.

A-F Quick Change Valve

This quick change operating pattern selector allows instant changing from back hoe-style to excavator-style controls with the flip of a switch.

Smoother Operation Exceeding World Standard

Hydraulic pilot Joystick Controls are equipped to offer a high degree of operational responsiveness.





35NX-2

- 26.5 h.p. water cooled diesel engine
- Variable displacement piston pumps
- Two speed travel
- Auxiliary hydraulics standard
- Hydraulic pilot controls
- A-F pattern change valve standard
- Rubber or steel tracks
- Expandable undercarriage from 5 to 6 ft.
- Extendable dipper stick (optional)
- Standard backfill blade
- 11'4" digging depth
- Travel pressure boost system

55NX


- 37.1 h.p. water cooled diesel engine
- Variable displacement piston pumps
- Two speed travel
- Auxiliary hydraulics standard
- Hydraulic pilot controls
- Standard with A-F quick change valve
- Rubber or steel tracks
- Standard backfill blade
- 12'6" digging depth
- Travel pressure boost system

65NX

- 55 h.p. water cooled diesel engine
- Variable displacement piston pump
- Two speed travel
- Auxiliary hydraulics standard
- Hydraulic pilot controls
- A-F pattern change valve standard
- Rubber or steel tracks
- Standard backfill blade
- 12'10" digging depth
- Travel pressure boost system


80NX-3

- 56.3 h.p. water cooled diesel engine
- Variable displacement piston pumps
- Two speed travel
- Auxiliary hydraulics standard
- Hydraulic pilot controls
- A-F pattern change valve standard
- Rubber or steel tracks
- Standard backfill blade
- Standard with fully enclosed heated/air conditioned cabin
- 14'1" digging depth
- Travel pressure boost system



Power and Stability

Side lifting capacity for the 9NX-2, 15NX-2 and 35NX-2 are boosted by a standard expandable undercarriage. The 35NX-2 maximum digging depth is enhanced with an optional extendable dipper stick.



“World Standard” Maintenance

By use of our exclusive arch frame, engine, radiator and battery covers can be fully opened, greatly simplifying inspection and repair.



Series



28N-2


- 21.1 h.p. water cooled diesel engine
- Variable displacement piston pumps
- Two speed travel
- Auxiliary hydraulics standard
- Hydraulic pilot controls
- A-F pattern change valve standard
- Rubber or steel tracks
- Standard backfill blade
- 8'3" digging depth
- Travel pressure boost system

35N-2

- 26.5 h.p. water cooled diesel engine
- Variable displacement piston pumps
- Two speed travel
- Auxiliary hydraulics standard
- Hydraulic pilot controls
- A-F pattern change valve standard
- Rubber or steel tracks
- Standard backfill blade
- 10'4" digging depth
- Travel pressure boost system

55N-2

- 55.5 h.p. water cooled diesel engine
- Variable displacement piston pumps
- Two speed travel
- Auxiliary hydraulics standard
- Hydraulic pilot controls
- A-F pattern change valve standard
- Rubber or steel tracks
- Standard backfill blade
- 12'8" digging depth
- Travel pressure boost system




Maintenance Made Easy

A fully-opening engine cover allows easy access for replacement of filters as well as regular maintenance of the engine.



Smooth Operation

The N Series excavators are equipped standard with hydraulic pilot controls with armrest for extremely smooth operation as well as operator comfort.



Complete Protection

With rugged side protectors and hoses that are run through the arm, the N Series excavators are protected from even the toughest working conditions.




70Z

Series



70Z

- Zero front swing
- Zero tail swing
- 57 h.p. water cooled diesel engine
- Fully enclosed A/C and heated cab
- A-F pattern change valve standard
- 14'1" digging depth
- Hydraulic knuckle boom standard
- Two speed travel
- Auxiliary hydraulics standard
- Hydraulic pilot controls



Offset Boom

Offset boom operation either left or right for access to tight spots and precise operator digging.



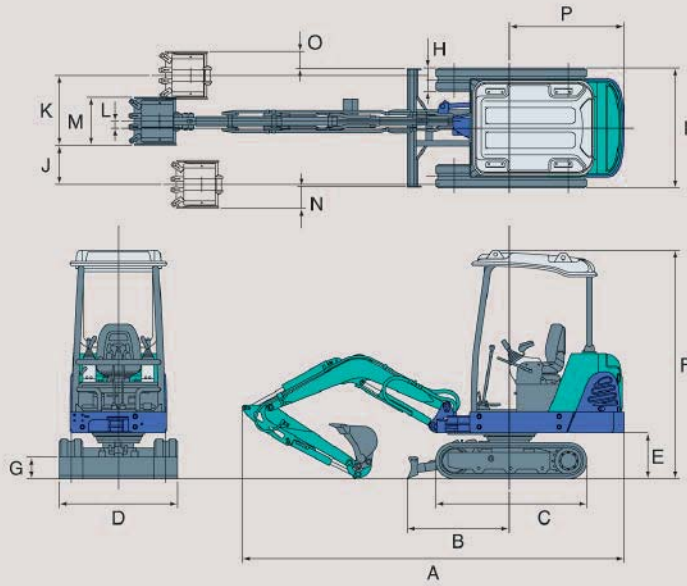
Maintenance Made Easy

A fully-opening engine cover allows easy access for replacement of filters as well as regular maintenance of the engine.



N and Z Series

N AND Z Series Dimensions

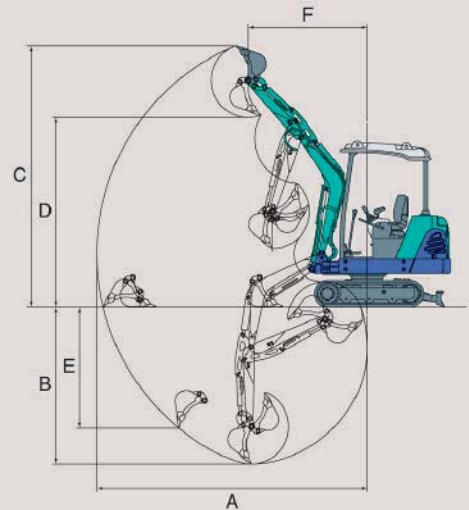


Unit: feet/inches

	A	B	C	D	E	F	G	H	I	J	K	L	M	N	O	P
28N-2	13'8"	4'10"	6'3"	5'1"	1'10"	7'7"	1'2"	12"	5'1"	1'10"	1'6"	2"	1'8"	2"	-2"	4'2"
35N-2	15'11"	5'2"	6'9"	5'1"	1'11"	7'8"	1'2"	12"	5'1"	2'1"	1'8"	2"	2'0"	6"	6"	4'7"
55N-2	18'9"	5'7"	8'2"	6'7"	2'3"	8'2"	1'3"	1'4"	6'7"	2'4"	2'0"	4"	2'3"	2"	-2"	5'1"
70Z	18'2"	5'6"	9'0"	7'3"	2'4"	8'5"	1'6"	1'6"	2'11"	2'9"	4"	2'6"	2"	9"	3'7"	3'6"

Illustration is in proportion to the 28N-2

N AND Z Series Working Range



Unit: feet/inches

	Working Range			
	28N-2	35N-2	55N-2*	70Z*
A Max. Digging Radius	14'2"	16'8"	20'1"	20'9"
B Max. Digging Depth	8'3"	10'4"	12'8"	14'1"
C Max. Digging Height	13'3"	15'7"	19'6"	23'7"
D Max. Dumping Height	9'4"	10'10"	13'6"	16'11"
E Max. Vert. Digging Depth	6'5"	8'0"	9'8"	10'10"
F Min. Front Turning Radius	5'11"	6'4"	7'3"	3'7"
At Right Boom Swing	4'2"	5'6"	5'10"	3'7"
Bucket Digging Power	5,460 lbs.	7,662 lbs.	11,070 lbs.	14,730 lbs.

* 55J & 70Z Standard with Cabin

N and Z Series Specifications

Model	28N-2	35N-2	55N-2	70Z
• Basic Specifications				
Canopy	4-Post / Cabin	4-Post / Cabin	4-Post / Cabin	Cabin
Bucket Capacity	2.80 cu. ft.	3.90 cu. ft.	6.40 cu. ft.	8.82 cu. ft.
Operating Weight	6,189 lbs.	7,759 lbs.	12,733 lbs.	16,055 lbs.
Transport Weight	5,742 lbs.	7,216 lbs.	11,935 lbs.	15,455 lbs.
• Engine				
Model	Yanmar 3TNV76	Yanmar 3TNV84	Yanmar 4TNV94L	Isuzu AA 4JGI
Horsepower	21.1 h.p. @ 2,300 rpm	26.5 h.p. @ 2,300 rpm	55.5 h.p. @ 2,400	57 h.p. @ 2,100
Fuel Tank Capacity	9.8 gal.	10.6 gal.	19.8 gal.	19.8 gal.
• Dimensions				
Length	13'8"	15'11"	18'9"	18'2"
Width	5'1"	5'1"	6'7"	7'3"
Height	7'7"	7'8"	8'2"	8'5"
• Hydraulic Equipment				
Pumps	4	4	4	4
Type-Piston/Gear	2 Piston / 2 Gear	2 Piston / 2 Gear	2 Piston / 2 Gear	2 Piston / 2 Gear
Total Flow	20.3 gpm	27.1 gpm	47.4 gpm	52 gpm
Operating Pressure	2,988 psi	2,988 psi	2,988 psi	3,555 psi
Auxiliary Flow	12.7 gpm	16.7 gpm	29.7 gpm	19 gpm
• Features				
Travel Speed L/H	1.5 / 2.8 mph	1.7 / 3.0 mph	1.6 / 2.8 mph	1.7 / 3.1 mph
Ground Pressure	3.8 psi	4.1 psi	4.4 psi	4.6 psi
Swing Speed	10 rpm	8.8 rpm	9.0 rpm	9.2 rpm
Swing Angle	L50° / R90°	L50° / R90°	L50° / R90°	Knuckle Boom

■ N, NX and Z Series Attachment Options

Quick Coupler System

This quick coupler system has been designed exclusively for the fast and safe change of various attachments mounted on our excavator. This system allows the operator to change out buckets in approximately 25 seconds with no assistance or tools required. The quick coupler system consists of two main parts: the quick coupler with the lock mechanism and the adapter frame. The attachments are locked mechanically. By utilizing this coupler system, one is able to interchange the same buckets on various excavators.



N, NX AND Z Series Attachment Options

Model	9NX-2	15NX-2	25NX-2	28N-2	30NX-2	35N-2	35NX-2	55NX	55N-2	65NX	70Z	80NX-3
Auger	X	X	X	X	X	X	X	X	X	X	X	X
Hammer	X	X	X	X	X	X	X	X	X	X	X	X
Thumb		X	X	X	X	X	X	X	X	X	X	X
Special Buckets	X	X	X	X	X	X	X	X	X	X	X	X
Compactor		X	X	X	X	X	X	X	X	X	X	X
Quick Coupler		X	X	X	X	X	X	X	X	X	X	X
Grapple			X	X	X	X	X	X	X	X	X	X
Hand Held Tools	X	X	X	X	X	X	X	X	X	X	X	X
Cemetery Bucket			X	X	X	X	X	X	X	X	X	X
Concrete Crusher			X	X	X	X	X	X	X	X	X	X
Rip-N-Pin	X	X	X	X	X	X	X	X	X	X	X	X

IHI Ishikawajima Construction Machinery Co., Ltd.



Distributed by:

Compact Excavator Sales LLC

P.O. Box 667, 400 Production Court, Elizabethtown, KY 42702

Tel.: (800) 538-1447 (270) 737-1447

Fax.: (270) 737-1857

www.ihcompactexcavator.com

Authorized Dealer: